



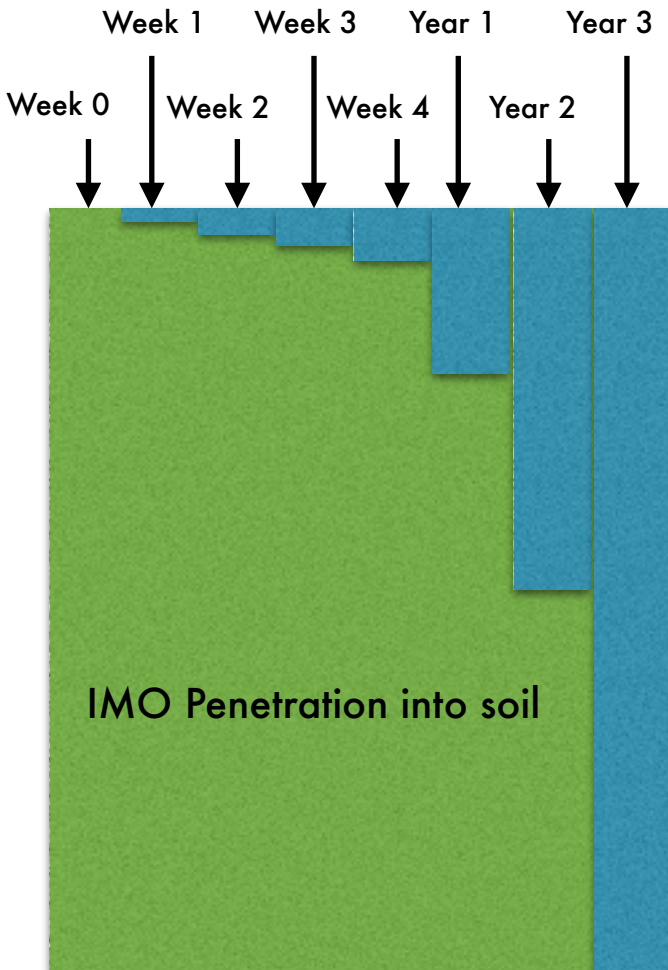
Soil Foundation

- Use functionalized BioChar
- Do not bury IMO
- Do not till after creating soil foundation
- Spread in evening time < 2 hours before sunset
- In Garden bed
 - spread homogeneously over surface
- For orchard trees
 - make 2ft wide ring around drip line
- Best to lightly cover with mulch once spread
- Poor soil requires 4 weeks to establish
- Good soil requires 2 weeks to establish

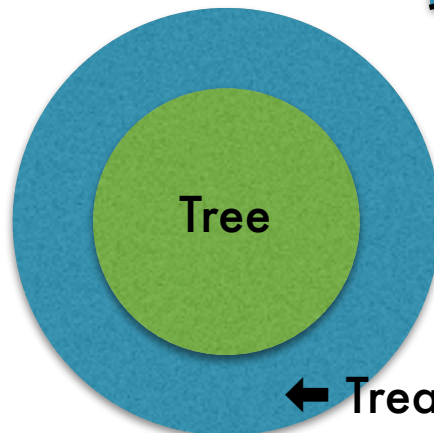

edible reason 1:?			Soil Preparation & Seed Soak
1 Gallon of Water			
OHN	medicine	1000	4mL
BRV	catalyst	500	8mL
FPJ	nutrition	500	8mL
FFJ	nutrition	500	-
LAB	helpers	1000	4mL
FAA	flesh	1000	4mL
WCP	bones	800	5mL
WCA	seeds	1000	-
SW	minerals	30/25	126mL

100 sqft or 10x10	IMO#4	BioChar	SOS Liquid
Week 1	spread 5lb	spread 3lb	water 5 gallons
Week 2			water 5 gallons
Week 3			water 5 gallons
Week 4			water 5 gallons

- Rebuild soil foundation after any kind of serious disturbance
- Should be applied before sowing a crop
- With good care, should not be necessary after 3rd year
- With okay care, should not be necessary after 7 years
- Can build > 3 inches of topsoil a year
- Need to continually 'feed' with organic matter on top. Can be mulched with wood chips or corn or crop waste



When transplanting, dig shallow hole deeper on the edges than the center. Bare root by removing soil, then soak in seed soak solution for 15 minutes. Place plant on top and let roots spread laterally.



← Treatment Area